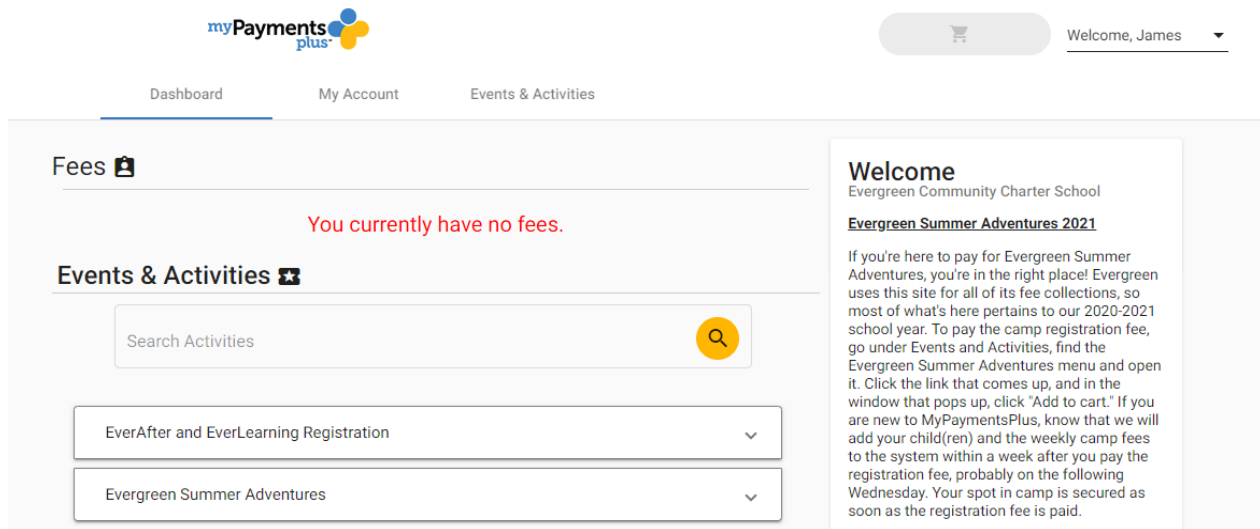


Now you're in! Below are examples of what the MyPaymentsPlus Dashboard looks like on desktop and mobile.

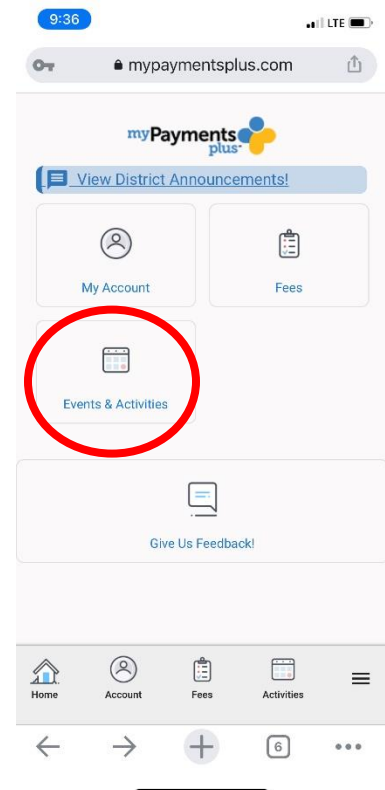


Desktop

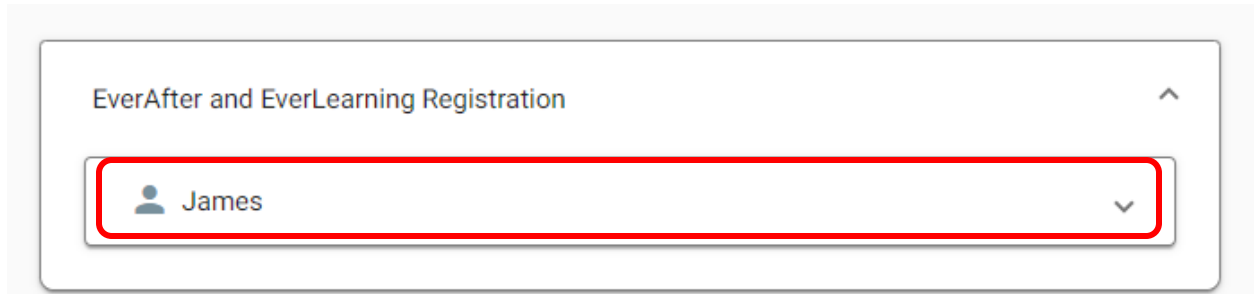
Mobile *

*some mobile browsers may display the desktop version

On mobile, you'll need to click on "Events and Activities. On desktop, it's already displayed. Desktop may also tell you have no fees; EverAfter Registration is an "activity" as opposed to a "fee." Once in the Events and Activities section, click on EverAfter and EverLearning Registration. After this step, the mobile and desktop screens look mostly the same. Below examples show screenshots from the desktop version.



Next, click on your name (even if your child's name also appears).



Then, click on the appropriate registration fee (you have actually click on the blue underlined text).



That will bring up this:

×

EverAfter and EverLearning Registration - Multiple Children, \$55

\$55.00

Dates
8/12/2021 - 6/10/2022

SignUp Deadline
May 31, 2022, 12:00:00 AM

Activity Details
2021-2022 Program Registration

Contact Info
James Wilson
828-298-2173 ex 1454
james.wilson@evergreenccs.org




But, you'll likely need to scroll down to find the "Add to Cart" button:

Dates
8/12/2021 - 6/10/2022


SignUp Deadline
May 31, 2022, 12:00:00 AM

Activity Details
2021-2022 Program Registration

Contact Info
James Wilson
828-298-2173 ex 1454
james.wilson@evergreenccs.org



Scroll down



After that, find your cart at the top and continue to make the payment!